


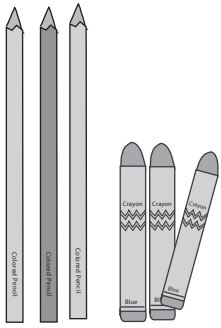
Table Manners

Politeness


Items needed:



Small notebook



Colored pencils
or crayons



1. Create a small Manners Notebook with your child
2. Decorate the cover & personalize the book - such as, "Beverly's Manners"
3. Create an ongoing conversation about manners. What are manners?
4. For each manner, illustrate a page depicting that manner

For Example:

- a. Wash your hands
- b. Say please and thank you
- c. Use your utensils, not your hands

When children repeat their manners, whether through creation of their own illustrations, or recitation, they become second nature to the child. Always say please and thank you. Always excuse yourself. An informed child will lead a happy life.

